

# Fact Sheet: Calgary Small Business

CALGARY CENSUS METROPOLITAN AREA (CMA)  
2017 EDITION

RESEARCH & STRATEGY  
PUBLISHED: MAY 17, 2017

**calgary** economic  
development  
be part of the energy™

## Highlights

Calgary small businesses account for 95 per cent of all businesses – they are a driving force within the city's business community. Small businesses provide jobs for local residents and are important for the vitality of inner cities. Small business owners have the advantage over larger corporations in that their size gives them the flexibility to adapt quickly in terms of aligning resources. They are able to be innovative with products and implement processes and efficiencies. These advantages, married with their general passion for their business and ability to

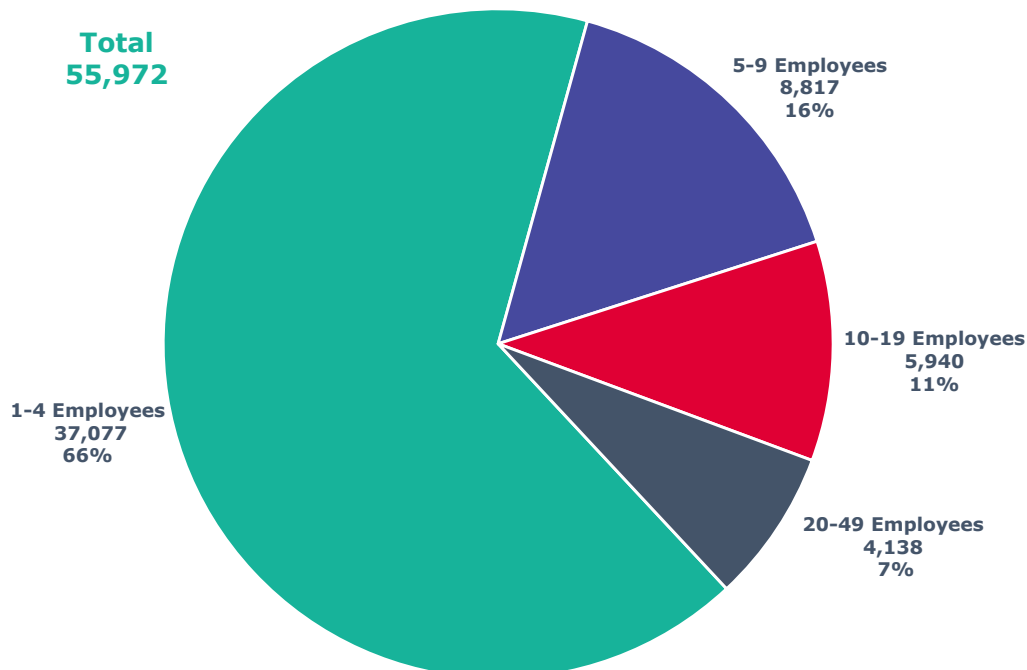
enjoy the advantage of customer focus, sets them apart from larger corporations.

## Business Counts

Of Calgary's total businesses (58,870) in 2016, small business (businesses with less than 50 employees) accounted for 95.2 per cent (or 55,972).

A breakdown of Calgary's small businesses by employee size demonstrates that the smallest segment (1 to 4 employees) is, in fact, the largest, at 37,077 businesses or 66.2 per cent.

## Calgary CMA Small Business by Number of Employees



Source: Statistics Canada, December 2016

## Small Business by Industry and Employee Size

The dominant industries that made up Calgary's small business sector in 2016 were:

- Professional, Scientific, and Technical Services - 12,087 businesses (21.6 per cent of total share)
- Construction - 6,846 businesses (12.2 per cent of total share)
- Retail Trade - 4,559 businesses (8.1 per cent of total share)

### Small Business by Industry and Employee Size Calgary CMA, 2016

Industry	1-4 Employees	5-9 Employees	10-19 Employees	20-49 Employees	Total	% Distribution
Agriculture, forestry, fishing and hunting	215	38	18	7	278	0.5%
Mining, quarrying, and oil and gas extraction	685	152	147	124	1,108	2.0%
Utilities	43	15	6	14	78	0.1%
Construction	4,727	1,073	616	430	6,846	12.2%
Manufacturing	607	307	259	255	1,428	2.6%
Wholesale trade	1,053	568	441	323	2,385	4.3%
Retail trade	1,737	1,399	931	492	4,559	8.1%
Transportation and warehousing	1,743	242	146	123	2,254	4.0%
Information and cultural industries	235	76	48	57	416	0.7%
Finance and insurance	1,156	277	188	193	1,814	3.2%
Real estate and rental and leasing	1,909	246	158	139	2,452	4.4%
Professional, scientific and technical services	10,274	900	561	352	12,087	21.6%
Management of companies and enterprises	138	44	65	67	314	0.6%
Administrative and support, waste management and remediation services	1,536	511	287	241	2,575	4.6%
Educational services	376	103	90	74	643	1.1%
Health care and social assistance	2,669	755	498	280	4,202	7.5%
Arts, entertainment and recreation	236	87	70	65	458	0.8%
Accommodation and food services	691	808	823	640	2,962	5.3%
Other services (except public administration)	2,519	927	448	195	4,089	7.3%
Public administration	20	6	8	11	45	0.1%
Unclassified	4,508	283	132	56	4,979	8.9%
<b>Total</b>	<b>37,077</b>	<b>8,817</b>	<b>5,940</b>	<b>4,138</b>	<b>55,972</b>	<b>100.0%</b>

Note: Data for Small Businesses by industry omits those which are deemed unclassified by Statistics Canada.  
Source: Canadian Business Counts, Statistics Canada, 2016

## Small Business Per Capita

Relative to its population, Calgary had the second highest number of small businesses per capita of the major cities in Canada in 2016 at a rate of 38.1 per 1,000 population.

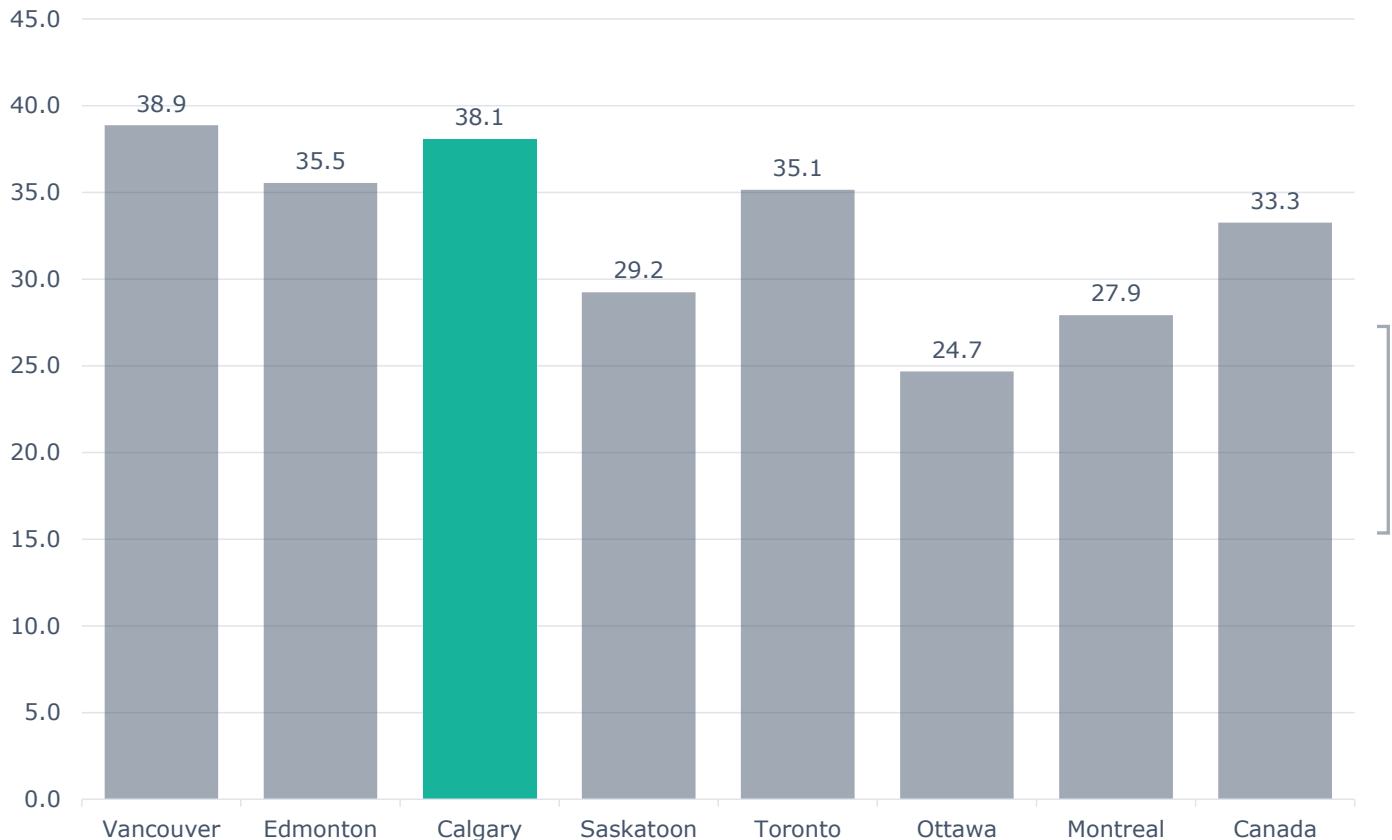


**Exceptional quality of life.**

Calgary has ranked among the Top 5 most livable cities in the world every year since 2009 because of our economy, safety, infrastructure, social programs and a healthy lifestyle.

*Economist Intelligence Unit, 2016*

## Small Businesses per Capita Across Canada



Source: Statistics Canada, CMA Population, 2016 and Canadian Business Counts, December 2016, Less Than 50 Employees (Per 1,000 Population)



**Highly educated, globally connected workforce.**

Calgary has the highest level of educational attainment of any city in Canada after only Ottawa.

Calgary is a global city and one of the most ethnically diverse cities in Canada with a significant francophone population.

More than 89,000 Calgarians are bilingual.

*NHS, Statistics Canada, 2011*

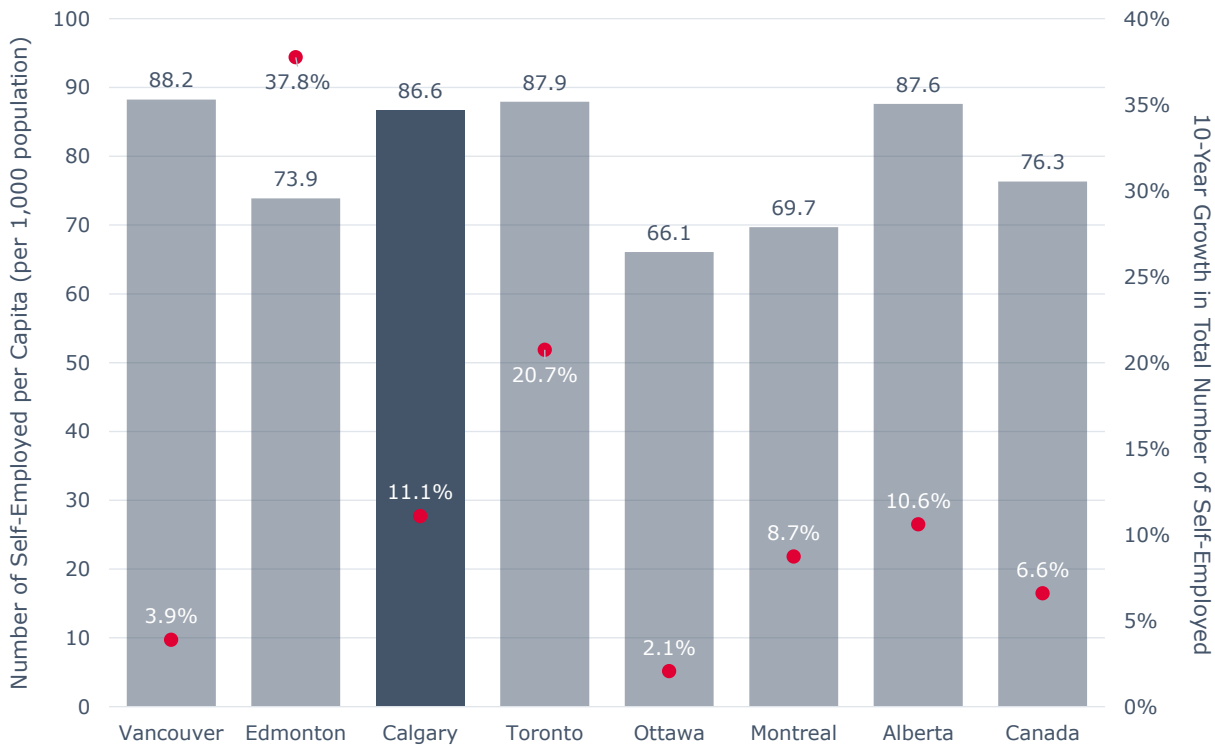
## Self-Employment

In 2016, there were 127,300 self-employed Calgarians. On a per capita basis, Calgary had the third highest number of self-employed people of major cities in Canada at 86.6 per 1,000 population.

During the past 10 years (2007-2016), Calgary experienced self-employment growth of 11.1 per cent.

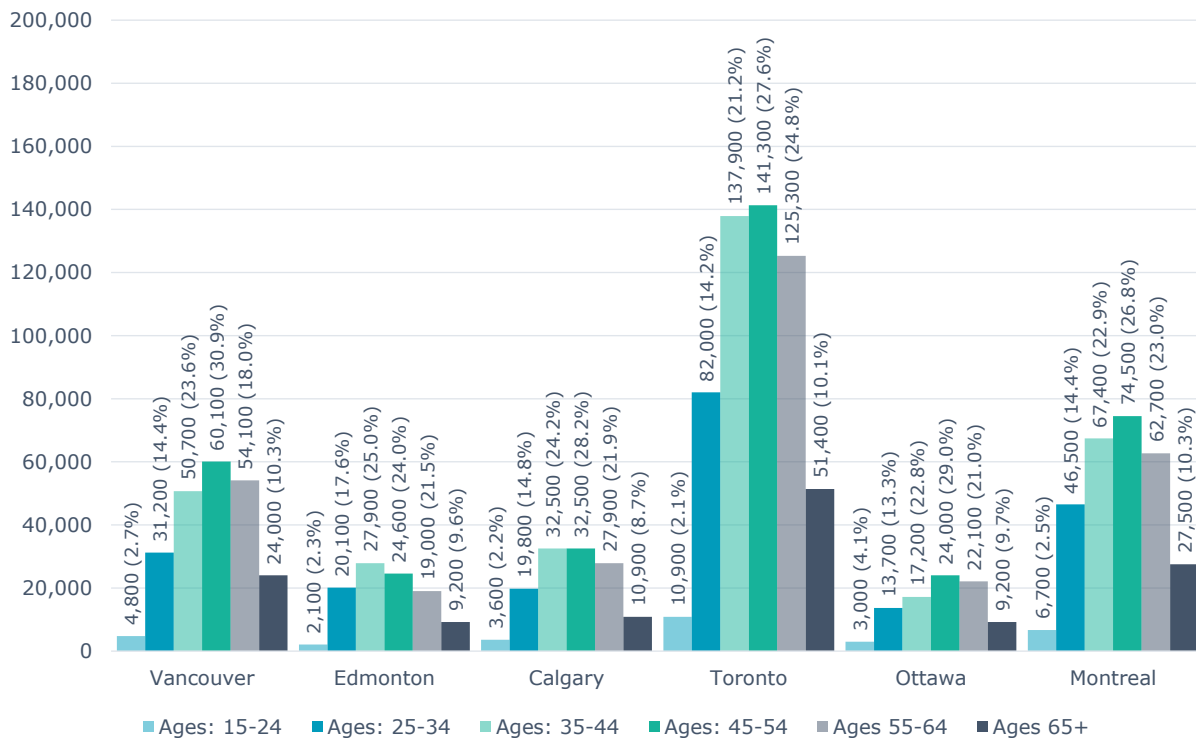
In 2016, the largest group of Calgary entrepreneurs were in the 45 to 54 age group (28.2 per cent share), followed by the 35 to 44 age bracket (24.2 per cent share).

## Self-Employed per Capita and 10-Year Growth



Source: Statistics Canada, 2016, per 1,000 Population

## Number of Self-Employed by Age Group



Source: Statistics Canada, 2016

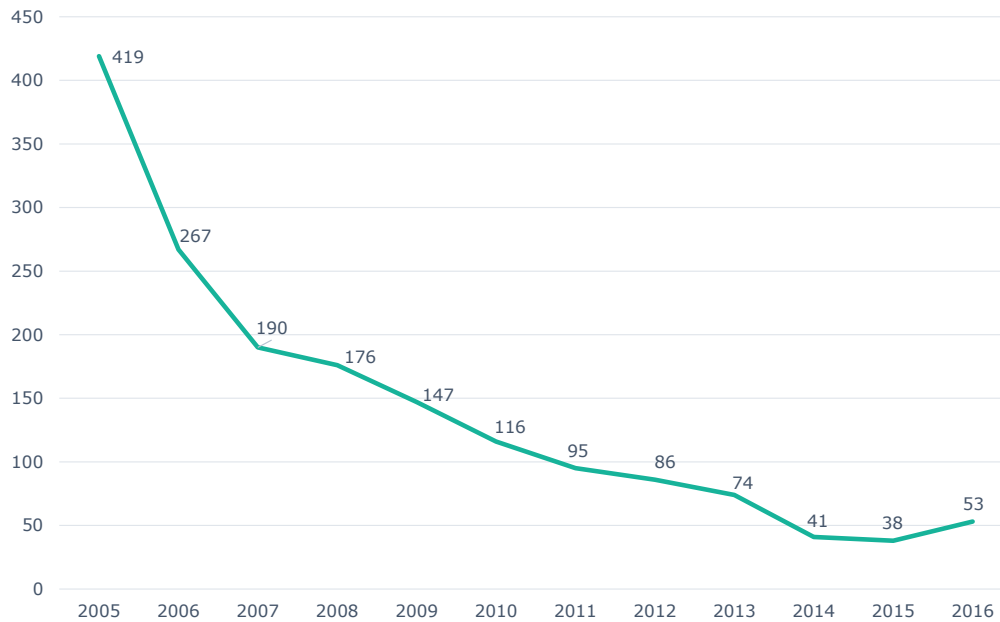
## Bankruptcies

Calgary has experienced a steady decline in business bankruptcies historically, from a high of 419 in 2005 to 53 in 2016.

Of Alberta's 121 business bankruptcies in 2016, 44 per cent were from the Calgary CMA.

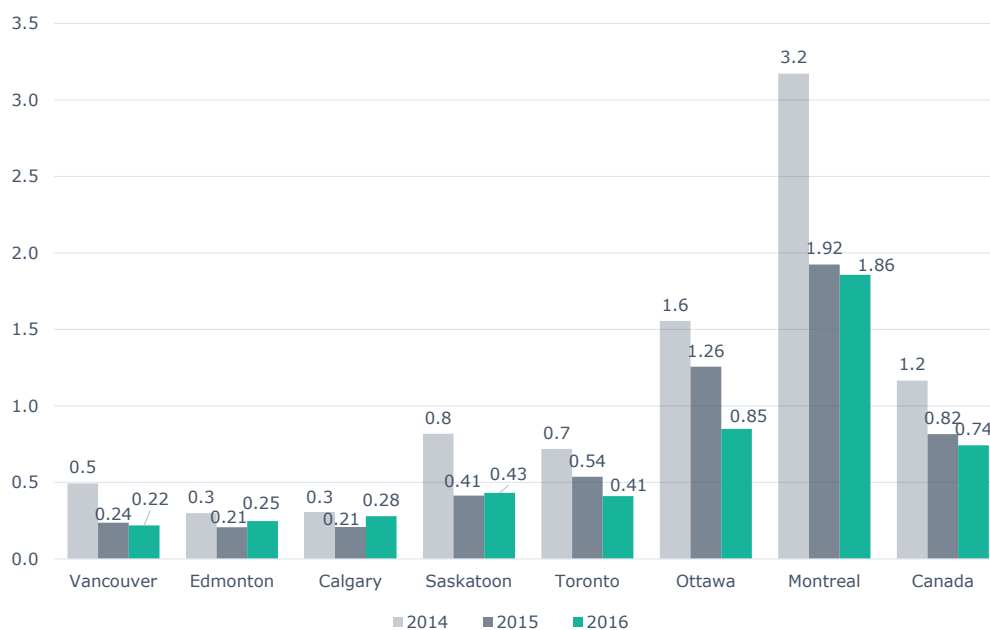
Since 95 per cent of Calgary CMA's businesses are small business, it is assumed that the majority of business bankruptcies involve small businesses. Calgary business bankruptcy rates are low compared to the Canadian average and other major cities in Canada.

### Calgary CMA Number of Business Bankruptcies



Source: Office of the Superintendent of Bankruptcy Canada, Q4 2016

### Business Bankruptcy Rates Across Canada



Source: Office of the Superintendent of Bankruptcy Canada, 2016, (Per 1,000 Businesses)